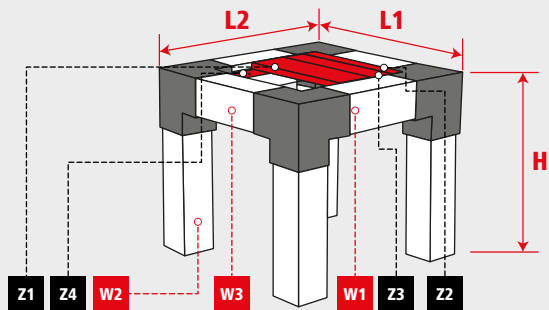














**suki**

**PROJET CRÉATIF N° 4**

**TABOURET SIMPLE**





<b>L1</b> 500mm	<b>L2</b> 500mm	<b>H</b> 450mm	 <b>22-28 mm</b> Z1 - Z3
<b>B</b>  4x	<b>N</b>  2x 		 <b>max. 50mm</b> Z4
<b>W1</b>  2x 500mm	<b>W2</b>  4x 360mm	<b>W3</b>  2x 320mm	
<b>Z1</b>  1x 320mm	<b>Z2</b>  1x 320mm	<b>Z3</b>  2x 307mm	<b>Z4</b>  2x 320mm



Consultez les instructions de montage correspondantes pour vous aider à réaliser ce projet. Il suffit de scanner le code QR ou de visiter notre site Web de projet à l'adresse suivante : [suki.com/pluginwc-fr](http://suki.com/pluginwc-fr)

